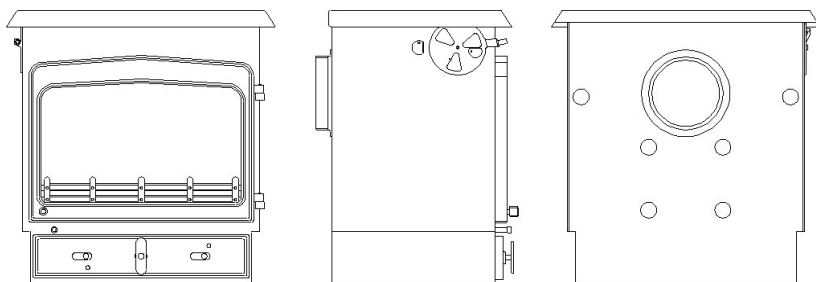




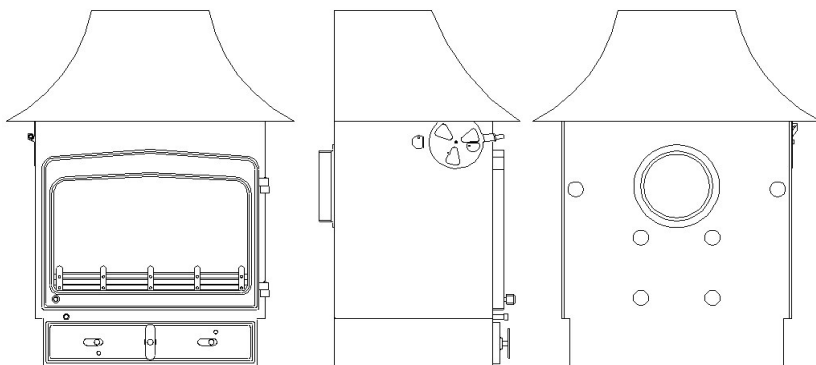
SPECIFICATION SHEET

FIREVIEW 12 kw PLUS

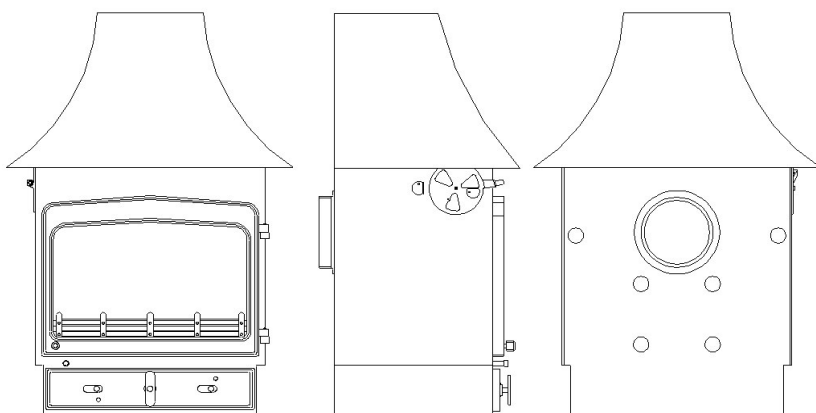
Flat Top



Low Canopy



High Canopy



Dimensions (mm)

Overall Height		Overall Width		Overall Depth		Flue Outlet Size
Flat Top	710	Flat Top	675	Flat Top	457	178
Low Canopy	960	Low Canopy	750	Low Canopy	498	178
High Canopy	1075	High Canopy	748	High Canopy	486	178

Top Flue Centre	
Flat Top	156
Low Canopy	118
High Canopy	118
Rear Flue Height Centre	480
Maximum Log Length	483

Boiler Outputs in BTU's	Room Output
8,000 Slab Boiler	10.0 kw
20,000 Slab Boiler	7.2 kw
27,000 Slab Boiler	6.5 kw
35,000 Split Saddle	5.8 kw

Roof Boilers designed to be used in conjunction with relevant split saddle boilers detailed above providing room outputs as detailed below:-

10 - 15,000 Roof Boiler Total – 45,000 BTU's to water – 2.60 kw

The standard finish for the above stove is metallic black, although the following finishes are also available from the factory:
Rich Brown Metallic, Honey Glow Brown, Blue Metallic and Forest Green.
(Ask your Dealer for a colour chart).

Accessories available are as follows:

50mm legs,
100mm legs,
200 mm high plinth,
200mm high pedestal.

Helpful Hints

CENTRAL HEATING AND BOILER CHOICE

Most of our stoves are able to provide central heating if required, but it is essential that the system is balanced; that is to say, the central heating load and room requirements (stove site) match.

For instance, it would be uneconomic to choose a boiler with an output of **42,000** Btu's plus stove providing a room output of **6-8Kw** when, in fact, the room would require **3.4Kw**. In practice, the stove would shut down to the **3 - 4Kw** output along with the boiler. In effect, the boiler you had anticipated to produce **42,000** Btu's would actually produce **21,000** Btu's.

To ensure we meet your requirements, a complete range of stove and boiler combinations have been developed that can provide variations from **70,000** Btu's to water and **3.7Kw** to room to **8,000** Btu's to water and **17.5Kw** to room.

If you only require hot water, please ask about our stainless steel boilers for direct systems.

SIZING

A good rule of thumb guide to calculate the heat requirement of a given room is:

Height x Width x Depth in metres divided by 14

(or in old money, divide the cubic footage of the room by five hundred)

This gives you the Kilowatt requirement.

Multiply this result by 3400 to get the Btu's requirement.

Formula: $\frac{H \times W \times D}{14} = \text{Kilowatts}$ Or $\frac{H \times W \times D}{14} \times 3,400 = \text{Btu's}$

This is based on average house insulation with room temperatures of 20°C and an outside ambient temperature of -1°C

When choosing a stove/boiler combination, you should also take the following into account:

Allow **8,000** Btu's for domestic hot water

Allow an additional 20% of the total Kw or Btu's requirement as calculated above for heat loss in the system.

OTHER NOTES

Boilers reduce firebox temperatures and, as clean burn relies on a high firebox temperature, the airwash may not be as effective in a fully boilered stove. Pipe thermostats must be used to control the flow and return water temperatures. The use of pipe thermostats will assist the clean burn effect and prolong the boiler life. The use of a stove thermometer can be an aid to ensuring correct running temperatures in both dry and wet stoves.

If you are contemplating a heating system using under floor heating make sure you use a heat store in the circuit to allow for the changes within the refuelling cycle. The outputs in our specifications are tested using a two hour refuelling cycle

Booklets detailing installation requirements and operating instructions are supplied with each stove. They contain important information on installation as well as details of our lifetime guarantee.

Burn dry wood. Fuel with more than 20% moisture will seriously impede the performance of your stove.

The illustrations on this specification sheet do not necessarily comply with local building regulations. Woodwarm stoves are defined as Class I appliances.