

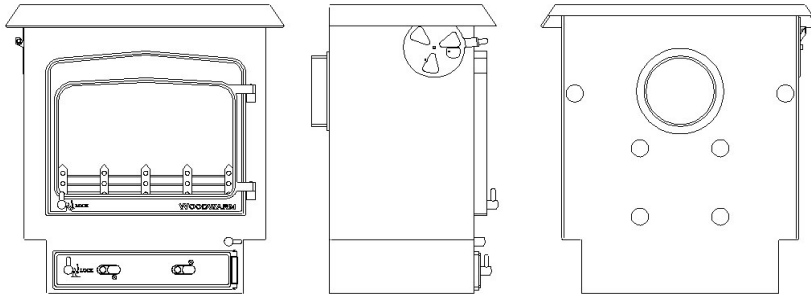


**WOODWARM**

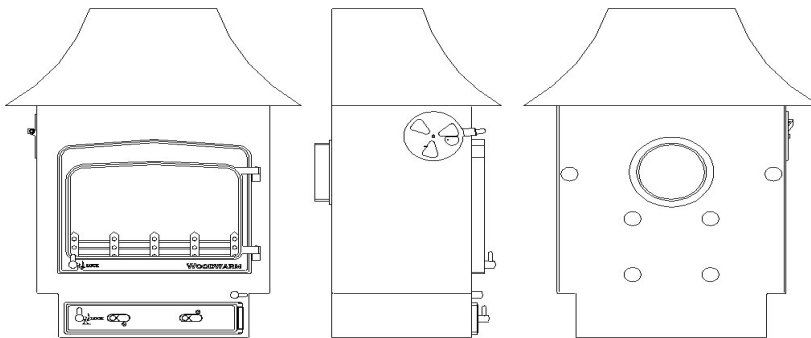
**SPECIFICATION SHEET**

**FIREVIEW 9 kw**

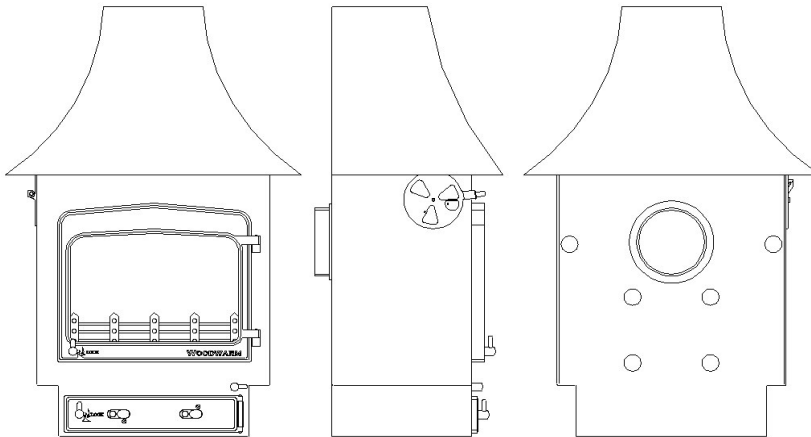
**Flat Top**



**Low Canopy**



**High Canopy**



**Dimensions (mm)**

Overall Height	Overall Width	Overall Depth	Flue Outlet Size
Flat Top	683	640	152
Low Canopy	928	710	152
High Canopy	1054	710	152

Top Flue Centre	mm
Flat Top	156
Low Canopy	118
High Canopy	118
Rear Flue Height Centre	473
Maximum Log Length	430

Boiler Outputs in BTU's	Room Output
8,000 Slab Boiler	7.0 kw
20,000 Slab Boiler	5.9 kw
30,000 Split Saddle	4.5 kw

Roof Boilers designed to be used in conjunction with relevant split saddle boilers detailed above providing room outputs as detailed below:-

8 – 12,000 Roof Boiler Total – 38,000 BTU's to water – 2.20 kw

The standard finish for the above stove is metallic black, although the following finishes are also available from the factory:  
Rich Brown Metallic, Honey Glow Brown, Blue Metallic and Forest Green.  
(Ask your Dealer for a colour chart).

Accessories available are as follows:

50mm legs,  
100mm legs,  
200 mm high plinth,  
200mm high pedestal.